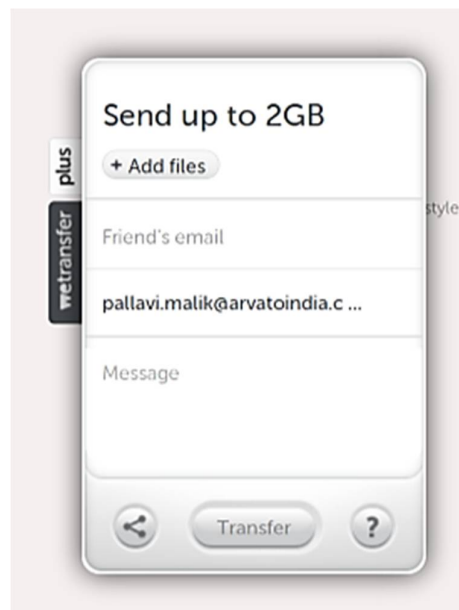
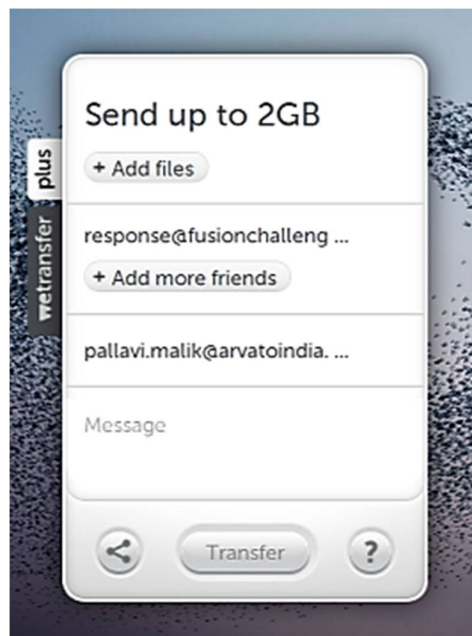


Follow the steps below:

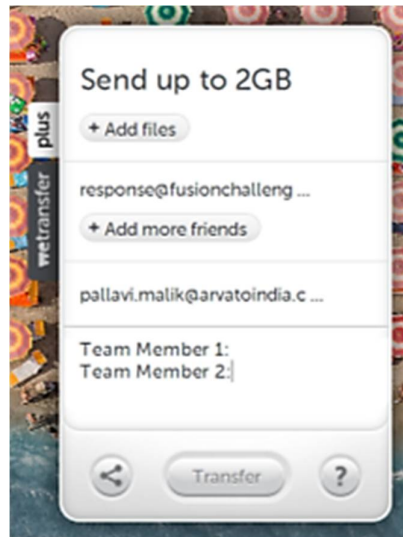
1. Create a zipped folder with all the required files mentioned in Submission Guidelines.
2. Visit www.wetransfer.com



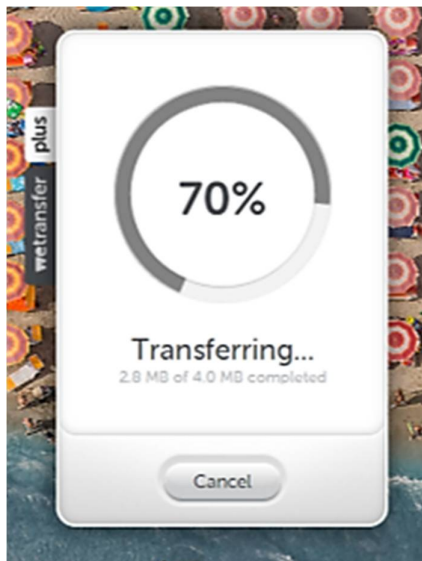
3. Click on **+ Add files** to upload your zipped folder.
4. For friend's e-mail id, write response@fusionchallenge.in
5. For your e-mail id, write your own e-mail id



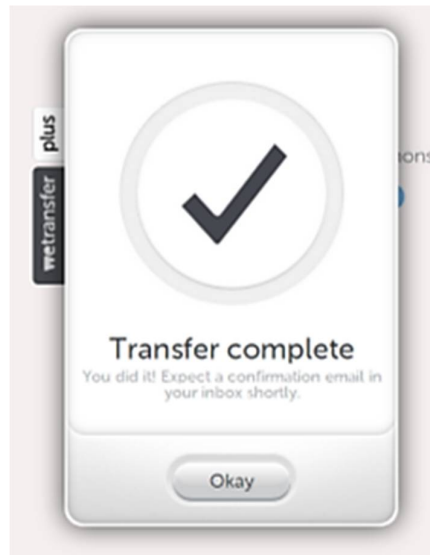
6. In Message box, write registered Team Name, Institute Name and complete names of Team Members



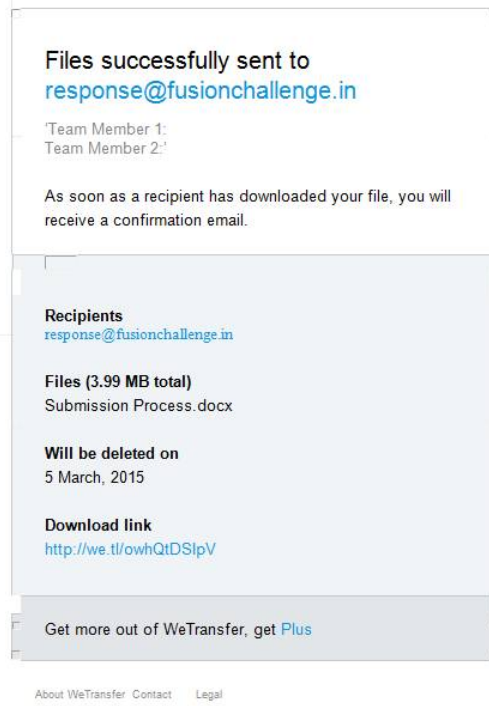
7. Click on **Transfer** to start transferring files



8. Wait till the files are uploaded & you receive a notification



9. Once the transfer process is completed, a download link notification shall be sent to recipient's e-mail id and on sender's e-mail id.



10. Upon receiving the link, drop an e-mail to response@fusionchallenge.in notifying that you have uploaded/submitted the project
11. An acknowledgement e-mail shall be sent to you by competition Response Team upon receiving your files.